


Sampler Quilt to Crochet



Design by Linda Dufresne

<http://hobbystash.com>

Sampler Quilt to Crochet



Finished Size

48 inches by 54 inches

Gauge

4 stitches per inch/10 rows per 2 inches

Sampler Quilt to Crochet

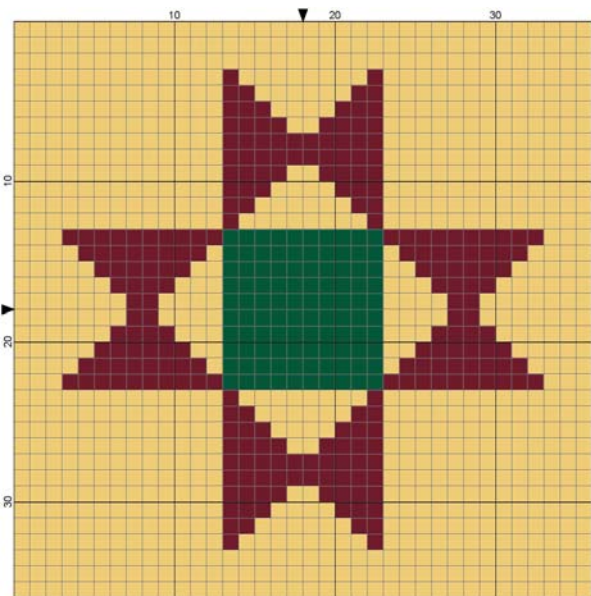
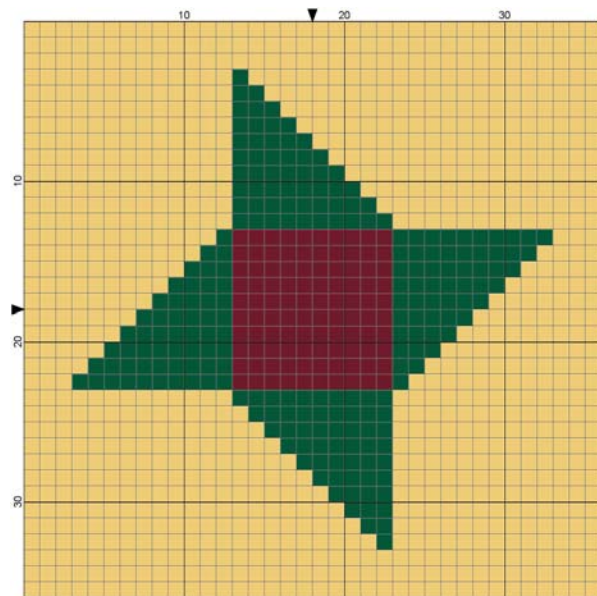
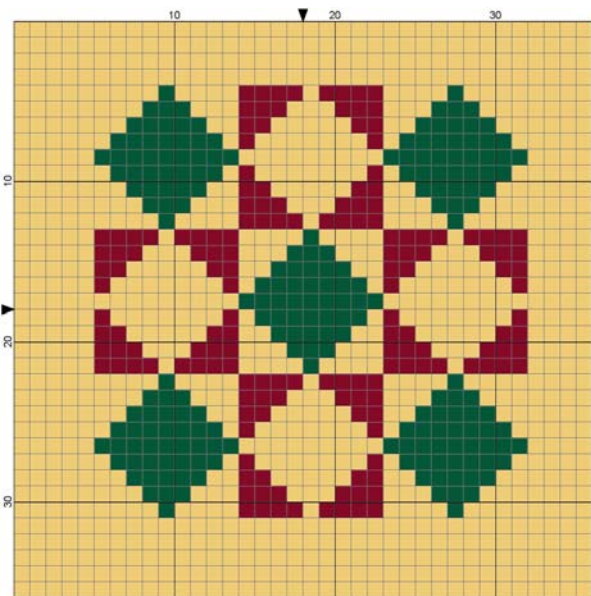
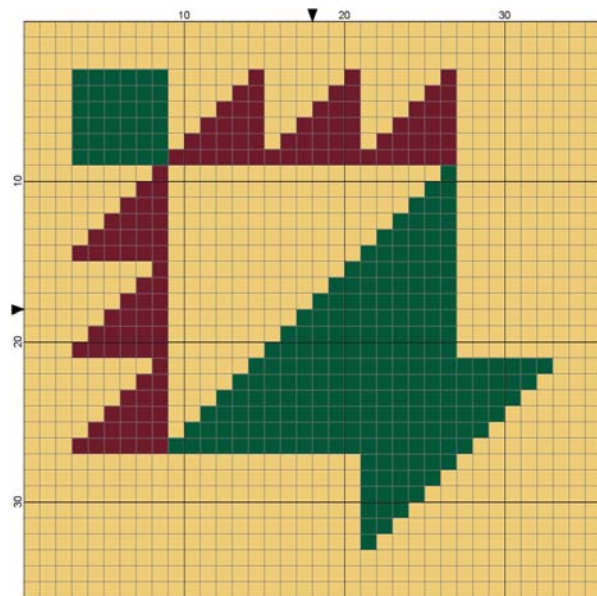
Supplies

- Needle Flexible Afghan Hook size J-10, 22 inches long
- Yarn bobbins (several dozen)
- Yarn
 - A. Red Heart Cornmeal Fiesta 6250 – 24 ounces
 - B. Red Heart Cornmeal 0320 – 28 ounces
 - C. Red Heart Claret 0378 – 28 ounces
 - D. Red Heart Dark Sage 0633 – 14 ounces

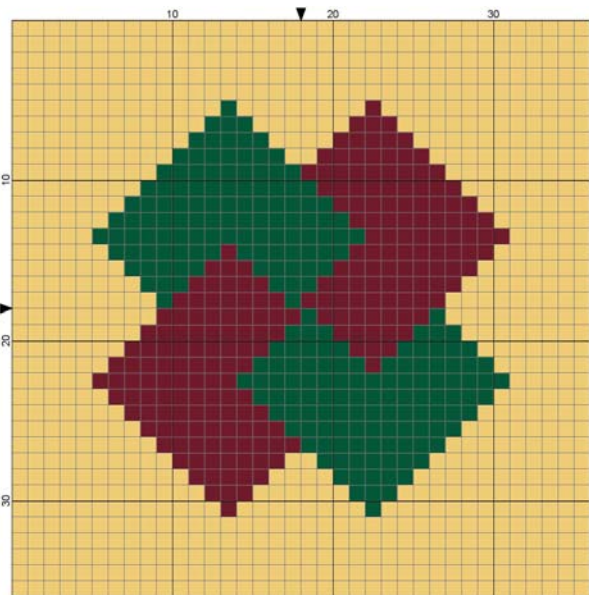
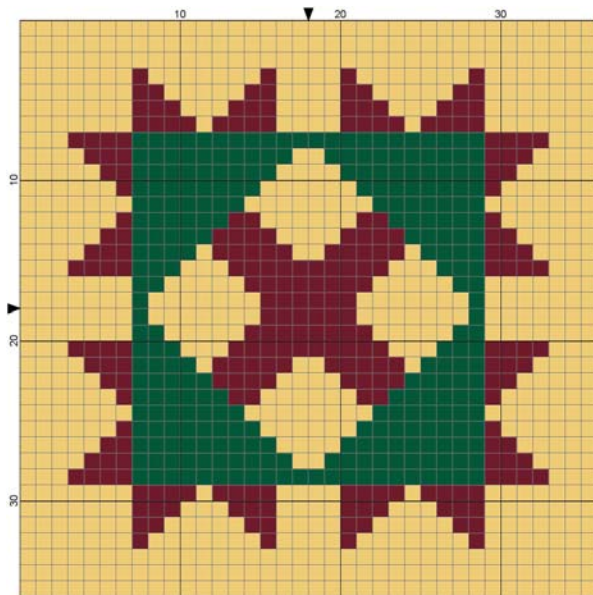
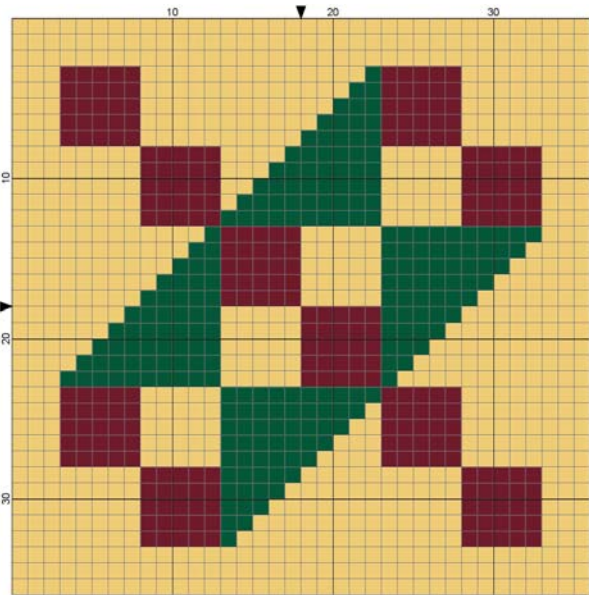
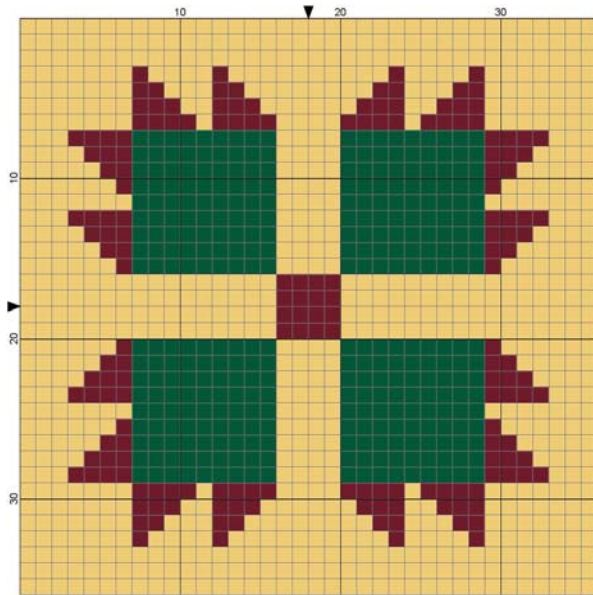
Instructions – use Tunisian knit stitch throughout.

- With color A chain 214. Row 0: Tunisian knit stitch row 0 (base row)
- Rows 1-10: Color A
- Rows 11-20: Color A-10 stitches, Color D-10 stitches, Color C-36 stitches, Color D-10 stitches, Color C-36 stitches, Color D-10 stitches, Color C-36 stitches, Color D-10 stitches, Color C-36 stitches, Color D-10 stitches, Color A-10 stitches
- Rows 21-56 (Follow charts 1-4 where indicated working from the bottom up) Color A-10 stitches, Color C-10 stitches, Chart 01, Color C-10 stitches, Chart 02, Color C-10 stitches, Chart 03, Color C-10 stitches, Chart 04, Color C-10 stitches, Color A-10 stitches
- Rows 57-66 Repeat Rows 11-20
- Rows 67-102 (Follow charts 5-8 where indicated working from the bottom up) Color A-10 stitches, Color C-10 stitches, Chart 05, Color C-10 stitches, Chart 06, Color C-10 stitches, Chart 07, Color C-10 stitches, Chart 08, Color C-10 stitches, Color A-10 stitches
- Rows 103-112 Repeat Rows 11-20
- Rows 113-148 (Follow charts 9-12 where indicated working from the bottom up) Color A-10 stitches, Color C-10 stitches, Chart 09, Color C-10 stitches, Chart 10, Color C-10 stitches, Chart 11, Color C-10 stitches, Chart 12, Color C-10 stitches, Color A-10 stitches
- Rows 149-158 Repeat Rows 11-20
- Rows 159-194 (Follow charts 13-16 where indicated working from the bottom up) Color A-10 stitches, Color C-10 stitches, Chart 13, Color C-10 stitches, Chart 14, Color C-10 stitches, Chart 15, Color C-10 stitches, Chart 16, Color C-10 stitches, Color A-10 stitches
- Rows 195-204 Repeat Rows 11-20
- Rows 205-240 (Follow charts 17-20 where indicated working from the bottom up) Color A-10 stitches, Color C-10 stitches, Chart 17, Color C-10 stitches, Chart 18, Color C-10 stitches, Chart 19, Color C-10 stitches, Chart 20, Color C-10 stitches, Color A-10 stitches
- Rows 241-250 Repeat Rows 11-20
- Rows 251-260 Repeat Rows 1-10
- Fringe: Cut 4 14-inch strands for each tassel. Evenly space tassels across top and bottom of afghan

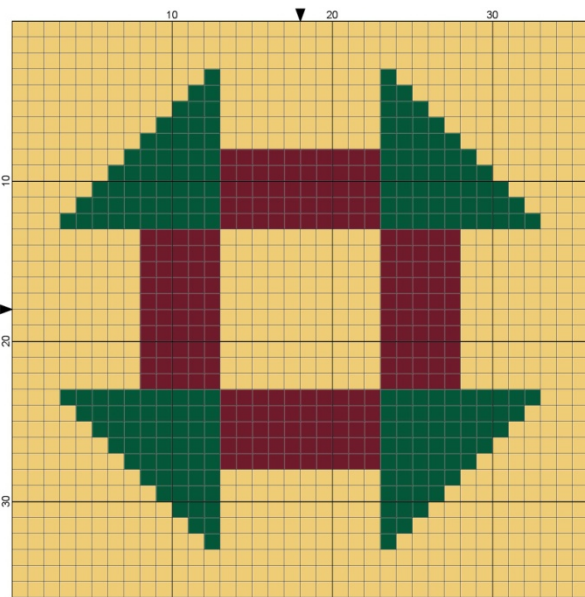
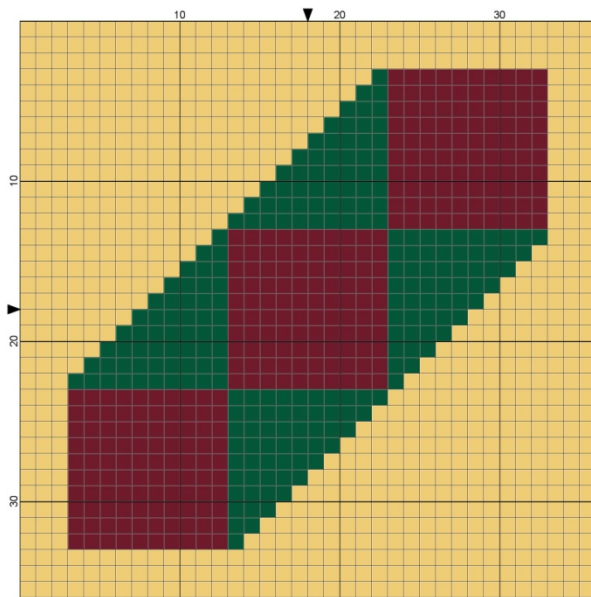
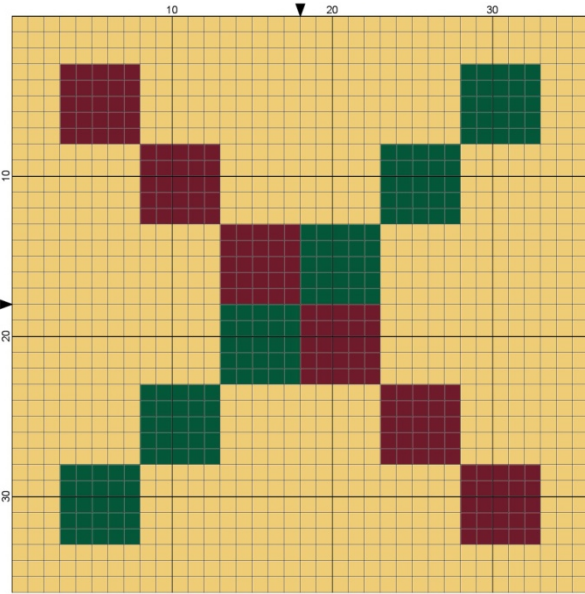
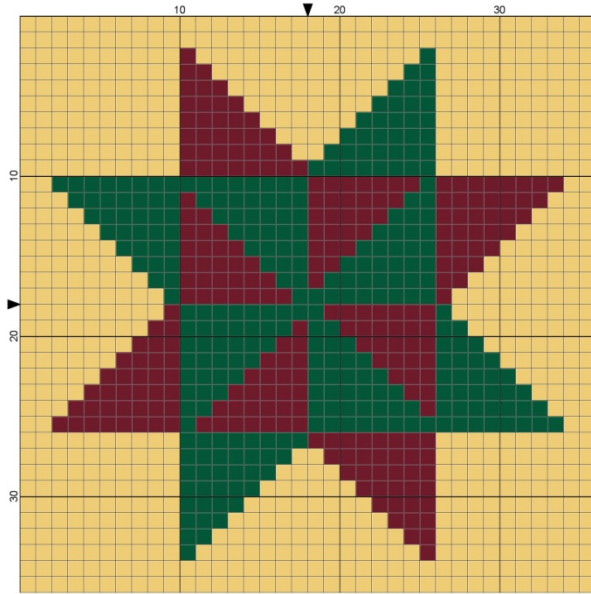
Sampler Quilt to Crochet



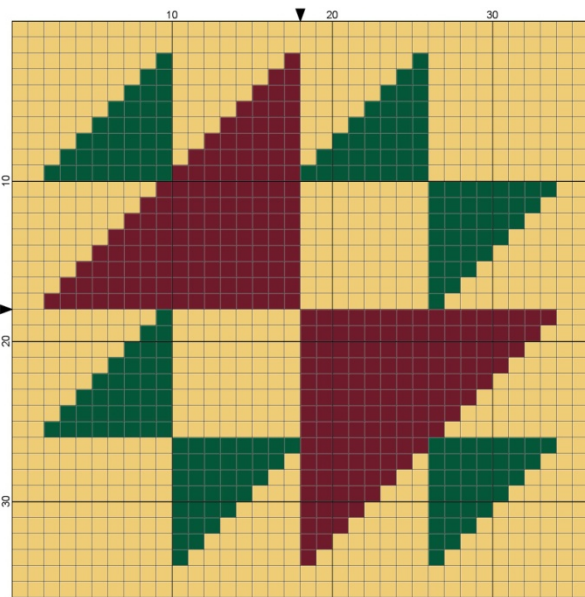
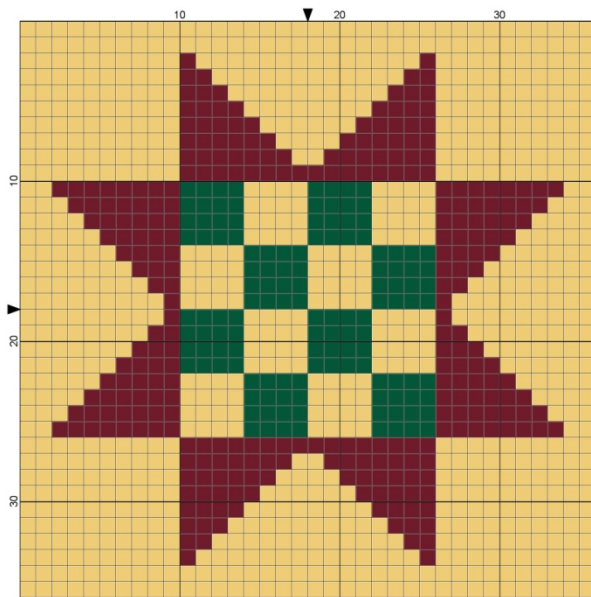
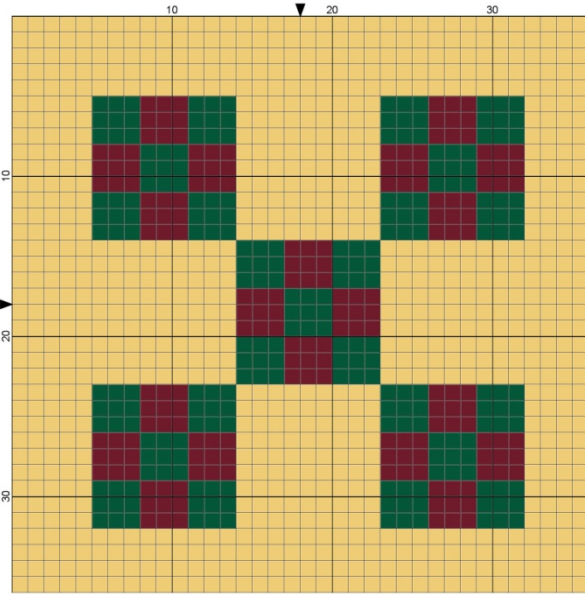
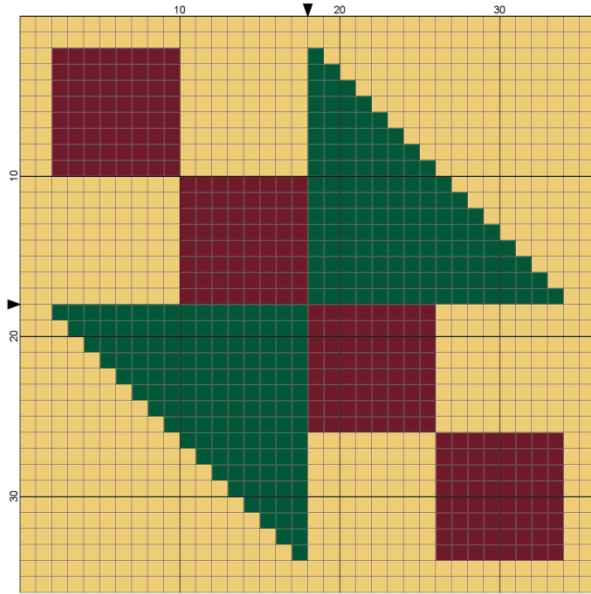
Sampler Quilt to Crochet



Sampler Quilt to Crochet



Sampler Quilt to Crochet



Sampler Quilt to Crochet

